

INTRAC[®]
DESIGN & DISPLAY

SHELVING
SYSTEMS

MINIMAL AND INDUSTRIAL, A STYLISH CHOICE FOR YOUR SHOP

MULTI FRAME

ABOUT INTRAC



INTRAC was established as a brand in 1997

The origin is ARNEG S.p.A., a parent company specializing in the production of refrigerated counters for large and small retailers, commercial shelving and cold storage.

In 1997 it realized the usefulness of making a differentiation of production, guaranteeing it a distinct visibility. From this idea **INTRAC**, an acronym for “**International Rack**”, was born.

Since 1999 in the Rovigo plant, we have been producing **commercial and industrial shelves, displays for any kind of merchandise** and **checkout counters**, destined for the **food** and **non-food** sectors.

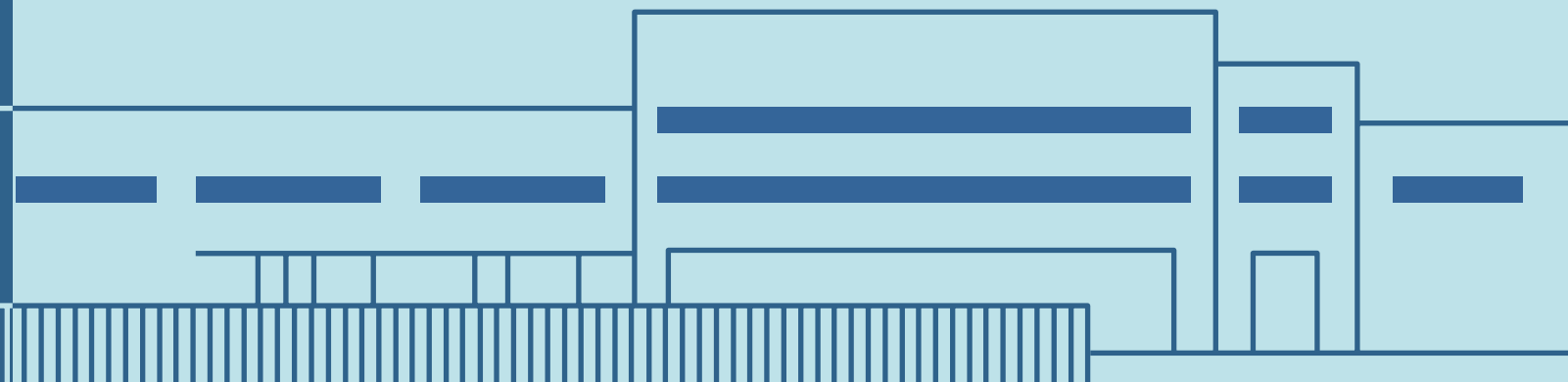

The company covers an area of **100,000 m²**, of which **40,000 m²** is covered, dedicated both to

offices and showrooms and to production. The sheet metal processing facilities are of advanced design: sheet and tube laser cutting, automatic press brakes, state-of-the-art stamping and roll forming lines; the epoxy powder coating plant meets the strictest environmental safety regulations.

Here, to this day, **ideas, new sales formats** and **retail design projects** take shape, meeting our customers' demands, with the supply of **custom-made furniture** for stores, bars and fast food restaurants.

INTRAC is the only **ARNEG Group** company specializing in commercial furniture.

INTRAC



GENERAL FEATURES

Minimalist, elegant and multifunctional design

MULTIFRAME is a **modular metal shelving system** designed to furnish small and medium-sized commercial spaces and specialized shops. Specifically, **this system excels in furnishing themed areas of supermarkets**, from displaying clothing and food products to setting up pharmacies and parapharmacies.

MULTIFRAME shelving **is characterised by 30 x 30 mm metal tubing, which makes up the welded side frames and the joint cross-pieces**. Ideal for small to medium-large load capacities, **this shelving unit can be customized** with any type of paint and back panels, panels and descriptive graphics can be added to highlight the products on display.

Thanks to the **25 mm pitch slot, we can integrate a wide range of shelves, trays and accessories** on

this shelving unit, in order to obtain an optimised display that allows an increase in the number of items displayed at the same height.

The **flexibility** of the display system is highlighted by the possibility that MULTIFRAME offers to be configured as a wall, gondola, accessory table, or as a display back counter and gondola head if paired with IMZ25 and AMX35 shelves.

As with the other systems, MULTIFRAME comes in **different heights, depths and widths**, so as to adapt perfectly to every sales situation and visual merchandising need.



TECHNICAL FEATURES

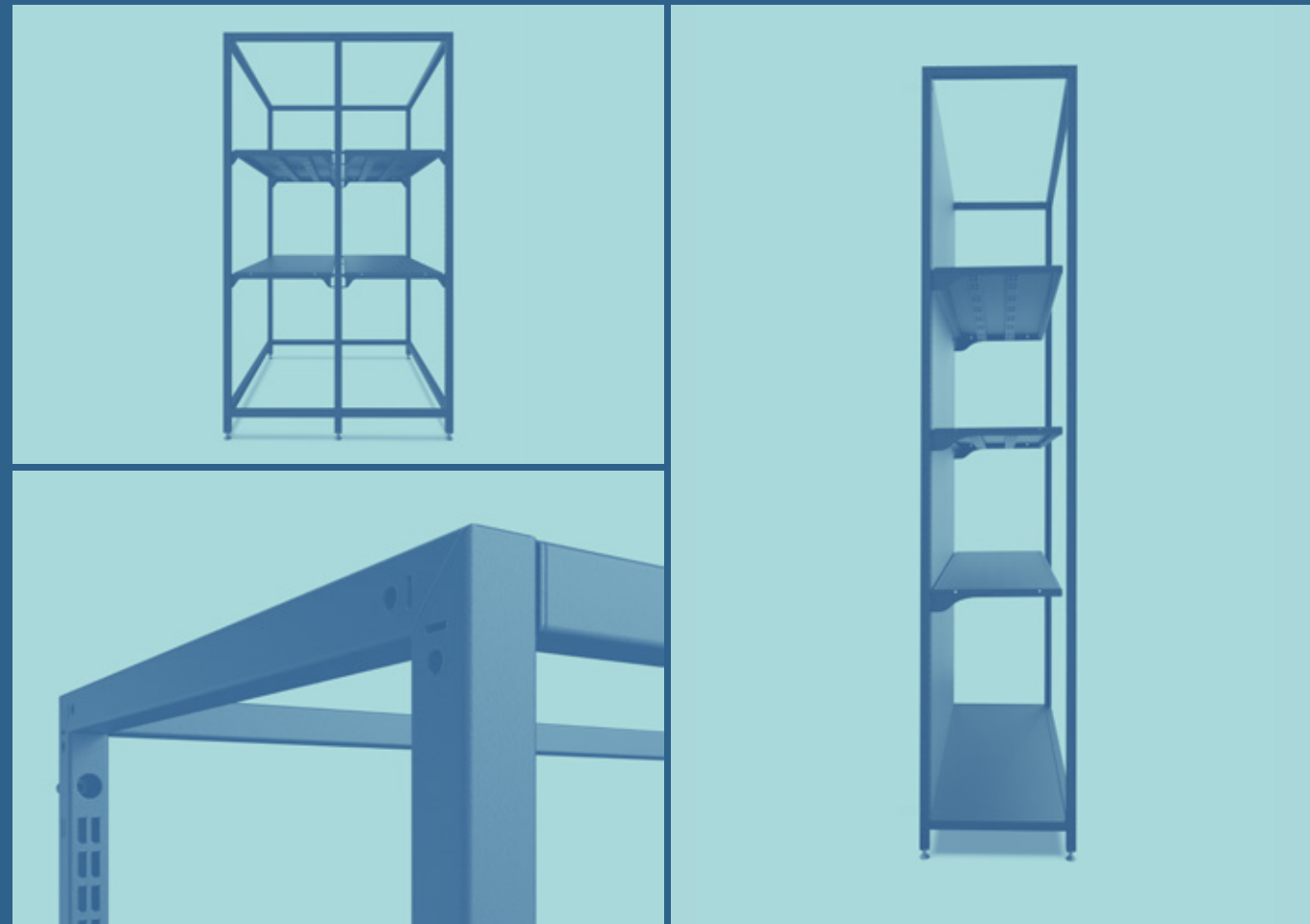
Sides

The welded sides have slots with a 25 mm pitch on both inner sides of the tubes, so that shelves can be fitted with front and rear hooks capable of ensuring a high load-bearing capacity.

Due to its characteristic frame shape, the side can accommodate panelling with customized graphics or sheet metal, allowing the customer to make its structure even more unique; especially when used on gondola heads or specific corners.

Our range offers different heights and depths to suit every display need; the width of the shelf depends on the connecting rods, which are available in different sizes compatible with all the standard pitches of the Intrac models.

The product is completed by adjustable feet made of galvanised steel. They are practical and rustproof and can also adapt perfectly to uneven floors.



TECHNICAL FEATURES

Back panels

A specific range of back panels has been designed for the MULTIFRAME line in order to meet different customer requirements; you can choose from the following types:

- **A back panel of sheet metal**, smooth and without ribbing, it is the most versatile and best adapted to every need.

- **Wooden back panel**, customisable in any colour you choose or alternatively covered with the best wood-, concrete- or marble-effect laminates.

- **Backlit**, high-impact back creates a perfect focus on the particular products you want to highlight.

- **MB23 multi-bar back panel**, with its solid, technical appearance, this type allows a wide range of hooks and bar accessories to be added for specific product areas.

This extreme customization allows the MULTIFRAME system to **adapt to any aesthetic-functional requirement** of the customer based on the format to be realised.

As an alternative to the assortment of back panels, you can choose to remove them from the shelf, following specific rules, in favour of a more contemporary aesthetic: the structure in its simplicity is ideal where visual inclusiveness is required in different environments and a greater lightness of furniture.



Sheet metal back panel



Wooden back panel



Backlit back panel



MB23 multi-bar back panel

TECHNICAL FEATURES

Shelves

Like the back panels, the shelves of **MULTIFRAME** also utilize the **25 mm slotting of the uprights**. For this line, in particular, **6 types** have been identified, two of which are base shelves, made of either metal sheet or wood. For the **suspended shelves**, a wider range is available, and it will be possible to set up your shelving by choosing from metal sheet shelves, wooden shelves, or, alternatively, glass shelves.


25 mm sheet metal shelf: a traditional shelf, with a simple design, ensures optimal load-bearing capacity and is ideal for the display, even massed, of heavier products.

17 mm sheet metal shelf: for slim and elegant aesthetics without sacrificing excellent load capacity. Particularly suitable for the fashion sector, it is also suitable for perfume shops or pharmacies.


Wooden shelf: thanks to specific shelves, it can accommodate a wooden panel that can be customized with colours of your choice, or covered with the best wood-look melamine and laminates, cement, marble.

Glass shelf: characterised by its extreme refinement, it lightens the aesthetics of the shelf and makes the displayed products the true protagonists of the scene. Ideal when combined with backlit back panels.

Basic shelves




Sheet metal base shelf




Wooden base shelf

Suspended shelves




25 mm sheet metal shelf



17 mm sheet metal shelf



Wooden shelf



Glass shelf



CONTAINERS and ACCESSORIES

Complements and shelf organisation

Various accessories are available for the new MULTIFRAME system, allowing this shelving to be customized and adapted to any type of sale.


Thanks to the **continuous collaboration with our customers** and the research carried out by our R&D department, various solutions have been devised; we can in fact equip the base of the shelf with **sheet metal or wooden drawers**, perfect for storing a reserve of products directly in the sales area and thus allow a quick refill of the shelf without going through the warehouse.

The remaining part of the display can be supplemented with drawers, casiers, magnetic frames, information panels, tilting and pull-out elements.

Each of these complements can be **further equipped with lighting**, which is wired and integrated discreetly and without altering the essential aesthetics of the shelving.

Technical table

Front view



SYSTEMS of LIGHTING

Shelves and back panels

MULTIFRAME's lighting system completes the shelf construction and reinforces the presentation of products. **Our luminaires are all LED, with built-in ballast** and 220/110 V output, or with **external ballast** and 24 V output.


Lighting can be arranged in the entire back panel or directly on the shelves.

In the first case, the sockets are discreetly housed on the back of the back panels, while **in the second case** the power supply is connected to a magnetic track, which can be adjusted to the site and positioned on the uprights, in order to

connect the LED strip in the best way; both from an aesthetic and functional point of view.

The connecting cables can therefore be placed directly under the top unobtrusively using magnetic grommets.

Finally, **the luminaires** are fixed to the relevant shelves by means of magnetic supports, if in sheet metal, or screw-on supports, if in wood.

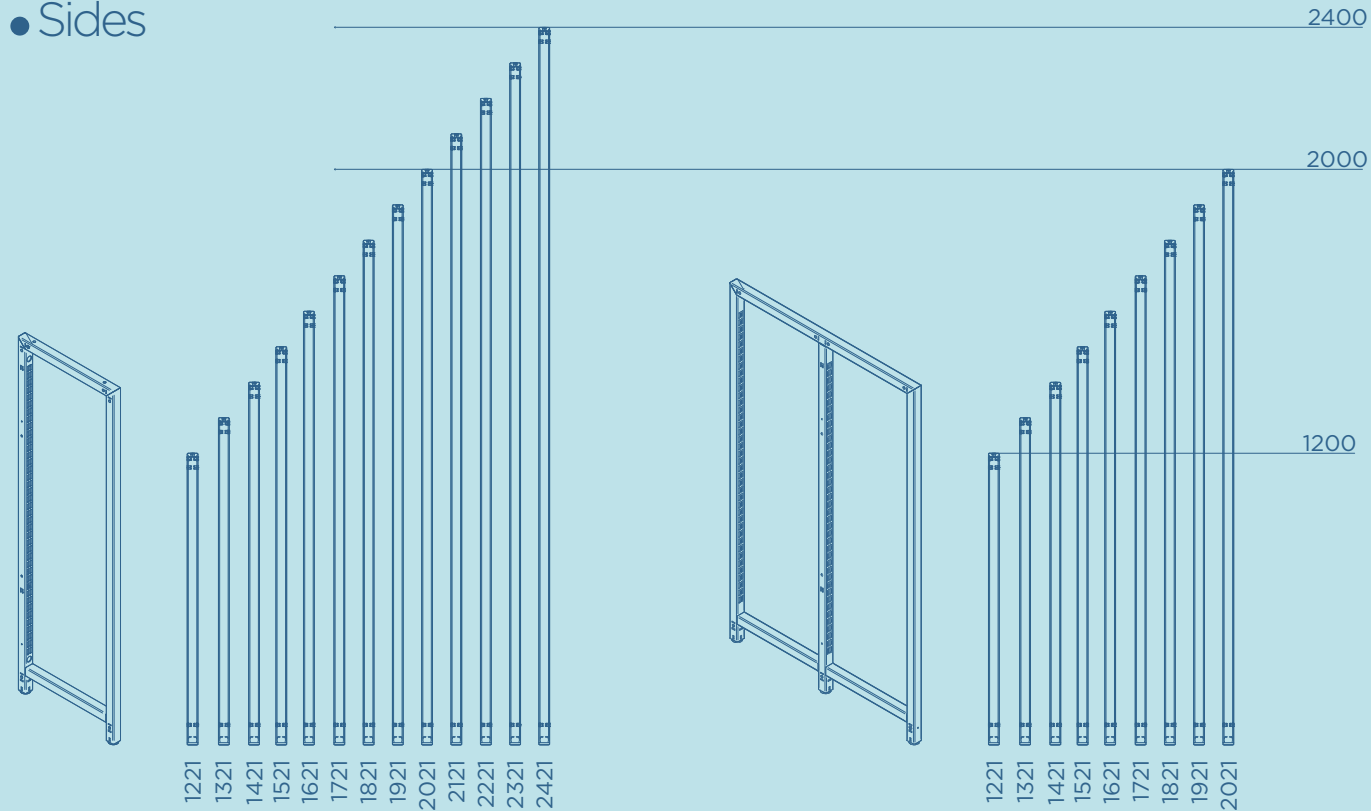


SIDES and MODULES

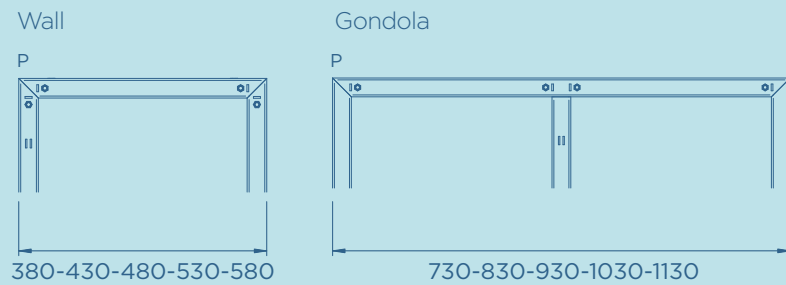
The range of sides is divided into sides for walls and sides for gondolas, both made of 30 x 30 mm tubular metal; standard heights range from 1221 to 2421 mm in 100 mm intervals. Should you wish to further increase the height

of the walls, you can add an extension from 400 to 600 mm in height. For optimal distribution of the floor layout, the modularity of the sections ranges from 500 to 1330 mm. Corner modules are not available for this variant.

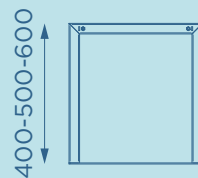
• Sides



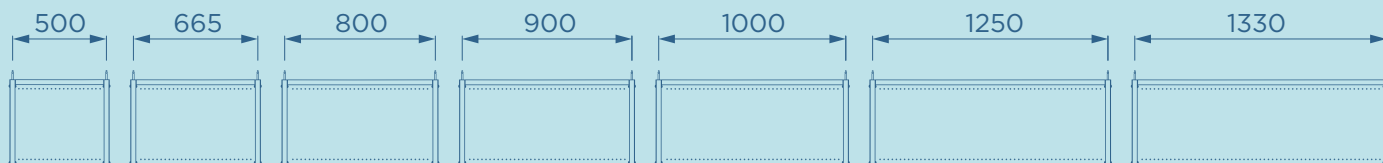
• Depth



• Wall extensions



• Modules



BACK PANELS and SHELVES

The MULTIFRAME display system is completed by a selection of back panels made from different materials, colors and textures, which can be configured according to the desired style. Finally, the modular and technical multi-bar back panel is visually lightweight and can be accessorized with display appendages. Equally versatile are the dedicated shelves, with a

variable depth ranging from 300 to 500 mm and an optimized load capacity based on the selected material. The shelves can then be combined with 6 types of brackets to achieve different aesthetic results and to meet the maximum load requirements for different types of merchandise.

• Back panels


Sheet metal




Wood



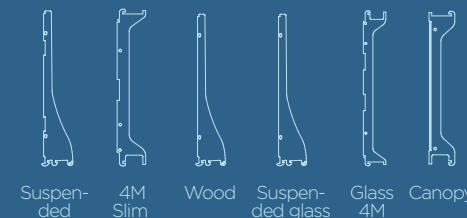
Backlit



Multi-bar

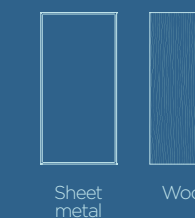


Brackets



Shelves

Basic



Suspended

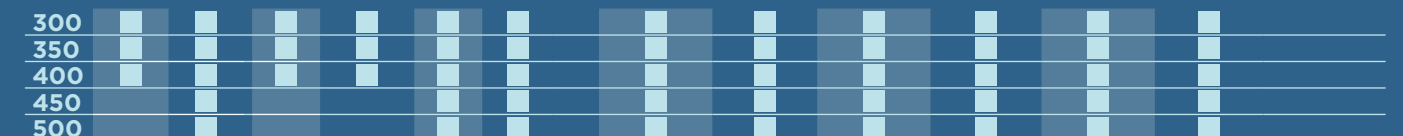
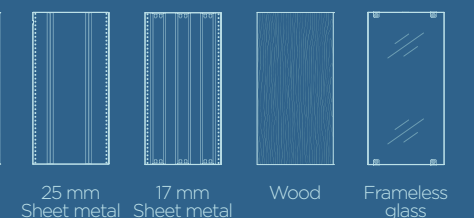


PHOTO GALLERY

MULTIFRAME makes multiple display solutions possible according to the products on sale, thanks to the wide choice of configurations and set-ups that can be realised. To access a selection of the best projects, or to have a complete overview of this system, frame the QR Code and visit the gallery on the website.



INTRAC[®]

DESIGN & DISPLAY

Via A. Grandi, 24
45100 Rovigo - Italy

Tel. +39 0425 363666
amministrazione@pec.intrac.it
www.intrac.it



cod. 34905015EN