

**INTRAC<sup>®</sup>**  
DESIGN & DISPLAY

CHECKOUT  
COUNTERS


**MAXIMUM PERSONALISATION** IN THE SIMPLICITY OF SHAPES

QUA  
DRA

# INTRAC



## ABOUT INTRAC



### INTRAC was established as a brand in 1997

The origin is ARNEG S.p.A., a parent company specializing in the production of refrigerated counters for large and small retailers, commercial shelving and cold storage.

In 1997 it realized the usefulness of making a differentiation of production, guaranteeing it a distinct visibility. From this idea **INTRAC**, an acronym for “**International Rack**”, was born.


Since 1999 in the Rovigo plant, we have been producing **commercial and industrial shelves, displays for any kind of merchandise** and **checkout counters**, destined for the **food** and **non-food** sectors.

The company covers an area of **100,000 m²**, of which **40,000 m²** is covered, dedicated both to

offices and showrooms and to production. The sheet metal processing facilities are of advanced design: sheet and tube laser cutting, automatic press brakes, state-of-the-art stamping and roll forming lines; the epoxy powder coating plant meets the strictest environmental safety regulations.

Here, to this day, **ideas, new sales formats** and **retail design projects** take shape, meeting our customers' demands, with the supply of **custom-made furniture** for stores, bars and fast food restaurants.

**INTRAC** is the only **ARNEG Group** company specializing in commercial furniture.





# FEATURES

The checkout counters of the **QUADRA** line, with their simple and essential design, are made of quality materials, guaranteeing a **robust and durable product** over time. The wide range of models and accessories available ensures high performance and maximum utilisation of work space, meeting the **efficiency** requirements of operators and **practicality of use** for end customers.

The **QUADRA** line has structural, technical and aesthetic features with attention to every detail, making each individual checkout counter a **distinctive furniture element** for every type of point of sale.



**Upper structure** of anodized aluminium and painted steel, with polypropylene connection corners, protected laterally and at the rear by a black rigid PVC bumper profile.



**Supporting lower structure** made of steel, square in shape, with front and longitudinal housing that can be painted in the colours of your choice. Legs with setup for floor mounting



**Front module** with black antistatic PVC and polyester double ply belt. High power drive motor, oil-cooled, soft start optional. Double sensor photocells for added safety.




**Centre module** made of brushed AISI 430 steel or alternatively rigid AISI 304, available in 350 mm with scanner setup or 550 mm with scanner setup and optional cash drawer.



**Rear module** with inclined bagging area made of brushed AISI 430 steel or alternatively AISI 304 hardened, with a square shape for maximum capacity.



Touch-type **electronic control panel** housed in an ergonomic position for managing all checkout counter functions.



**Register shelf** in black scratch-resistant melamine-faced wood with ABS perimeter profile, for operator service.





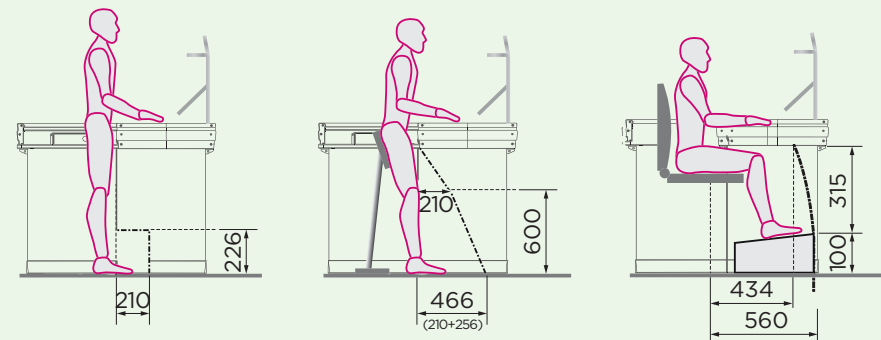
# ERGONOMICS

We design each checkout counter in full compliance with the ergonomics criteria of current standards, thanks to our collaboration with **ErgoCert**, an internationally accredited body that certifies compliance with **polytechnical** and **biomedical** requirements for our models.

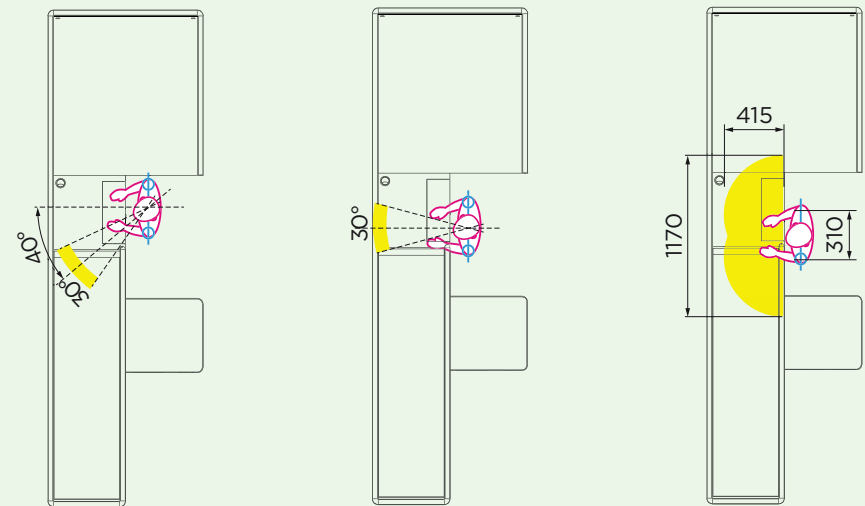
The careful design of spaces and the correct arrangement of equipment and accessories takes

into account both the **actions performed by the operator**, from repetitive movements to weights lifted, and the **position assumed during work**, to ensure correct posture without risk to joints and muscles.

The **number of the certificate of conformity** is given for each individual model on the presentation page.



Leg compartment section for standing posture with and without aid and sitting posture.




Arm movement area; field-of-view limits; field-of-view limits with trunk rotation.



# OPTIONAL

Customize the basic configuration of your checkout counter by choosing from our options.



## Cash management

Our checkout counters can integrate the most advanced cash management solutions, ensuring secure and automatic cash handling, with fewer errors for the operator and better service for the customer.

## Conveyor belt

By means of a vulcanisation process, the conveyor belt can be customized with the customer's logo in the corporate brand colours.

## Communication panel

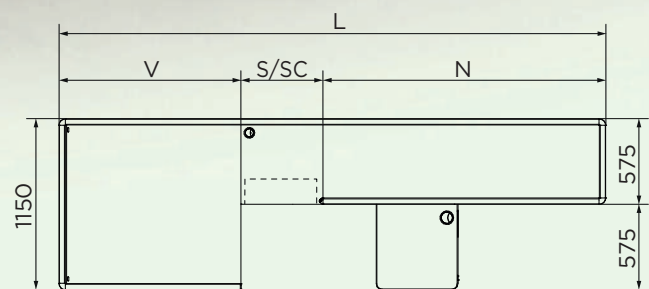
The Quadra checkout counter leg is designed to meet both the aesthetic and functional needs of the customer, through the insertion of a wood-finish panel, a graphic or an illuminated LED display.

## Differently able

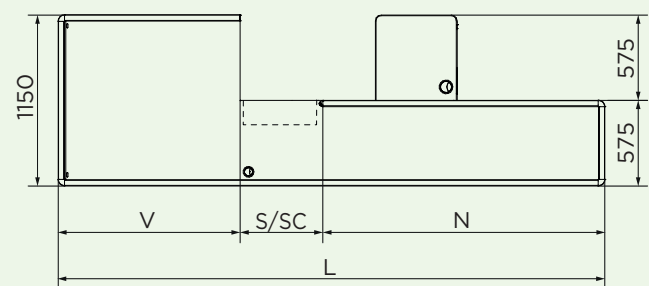
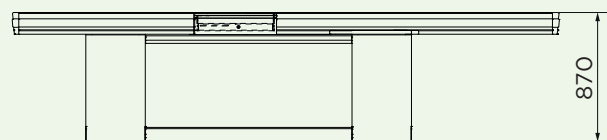
Only in the NSV and NSCV models of the Quadra line is it possible to insert a shelf positioned at the end of the bagging area to facilitate accessibility for differently abled persons, when picking up and bagging groceries.







- R
- L





# NSV NSCV

## High performance and efficiency

Checkout counter with motorized belt, central module with scanner setup (NSV) and/or drawer (NSCV). Capacious two-customer bagging area with a square shape. Versatile model suitable for small, medium and large areas.

NSV CERTIFICATION NO. 648  
NSCV CERTIFICATION NO. 649



## Measurements

L (mm)	N NSV/NSCV (mm)	S/SC (mm)	V NSV/NSCV (mm)	Average receipt	Area
1880	905/ -	350/ -	625/ -	<20€ - 20÷40€	SUPERSTORE MINIMARKET SPECIALIZED SHOP
2080	905/905	350/550	825/625	<20€ - 20÷40€	
2280	1105/905	350/550	825/825	<20€ - 20÷40€	
2480	1305/1105	350/550	825/825	<20€ - 20÷40€	
2680	1305/1305	350/550	1025/825	<20€ - 20÷40€	
2880	1505/1305	350/550	1025/1025	<20€ - 20÷40€	
3080	1705/1505	350/550	1025/1025	<20€ - 20÷40€	
3280	1705/1505	350/550	1225/1225	20÷40€ - >40€	HYPERSTORE SUPERSTORE
3480	1905/1705	350/550	1225/1225	20÷40€ - >40€	
3680	2105/1905	350/550	1225/1225	20÷40€ - >40€	

All models can be used in all areas






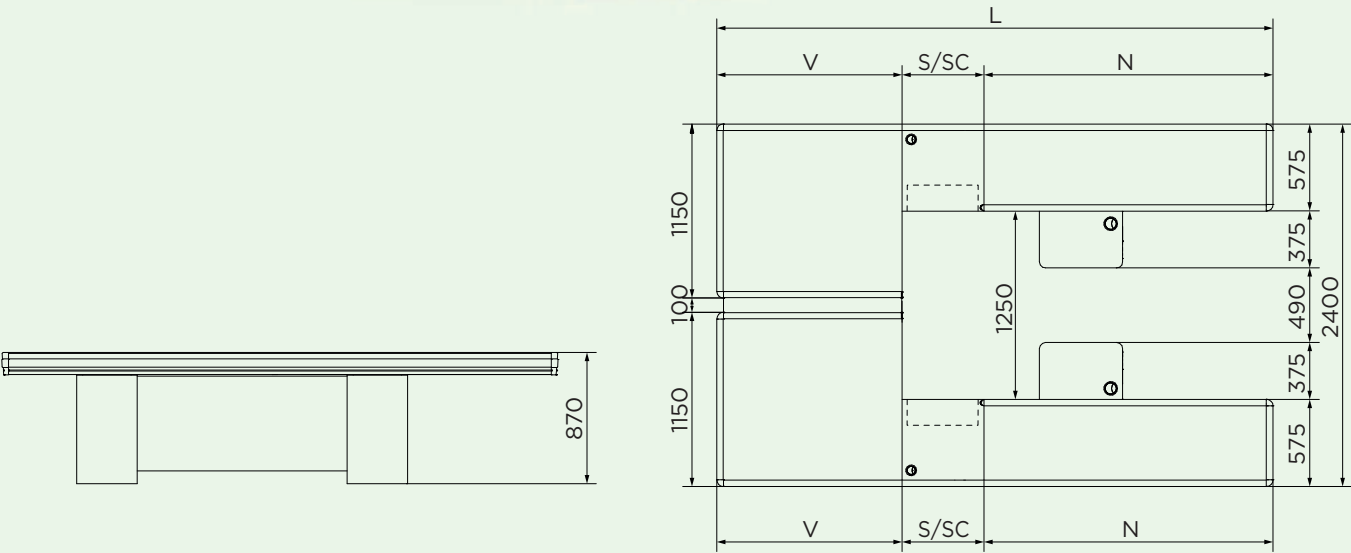

# NSV BtB      NSCV BtB

## Maximum comfort for operator and customer

The BtB model provides for the coupling of a R and L checkout counter from the rear side, offering a safe and shared work area and a spacious and comfortable double bagging area for customers. Central module with scanner (NSV) and/or drawer (NSCV) setup.



NSV Btb CERTIFICATION NO. 648  
NSCV Btb CERTIFICATION NO. 649

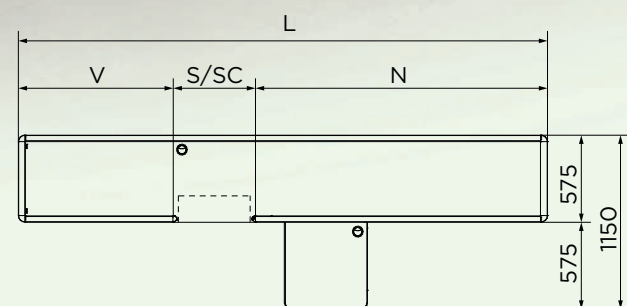


## Measurements

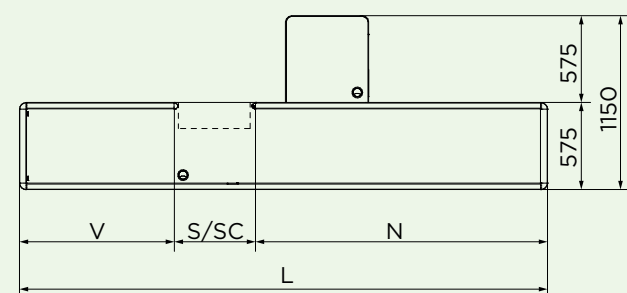
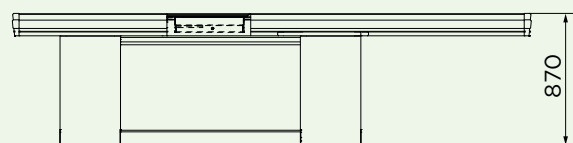
L (mm)	N NSV/NSCV (mm)	S/SC (mm)	V NSV/NSCV (mm)	Average receipt	Area
1880	905/905	350/350	625/625	<20€ - 20÷40€	SUPERSTORE MINIMARKET SPECIALIZED SHOP
2080	905/905	350/550	825/625	<20€ - 20÷40€	
2280	1105/905	350/550	825/825	<20€ - 20÷40€	
2480	1305/1105	350/550	825/825	<20€ - 20÷40€	
2680	1305/1305	350/550	1025/825	<20€ - 20÷40€	
2880	1505/1305	350/550	1025/1025	<20€ - 20÷40€	
3080	1705/1505	350/550	1025/1025	<20€ - 20÷40€	HYPERSTORE SUPERSTORE
3280	1705/1505	350/550	1225/1225	20÷40€ - >40€	
3480	1905/1705	350/550	1225/1225	20÷40€ - >40€	
3680	2105/1905	350/550	1225/1225	20÷40€ - >40€	

All models can be used in all areas





- R
- L





# NSVD NSCVD

## Maximum space efficiency

Checkout counters mainly used in discount shops or as a complement to the checkout barrier, with conveyor belt, scanner hole (NSVD) and/or drawer (NSCVD) and straight bagging area for one customer. The reduced width of this model is recommended for small spaces.

NSVD CERTIFICATION NO. 925  
NSCVD CERTIFICATION NO. 650



## Measurements

L (mm)	N NSVD/NSCVD (mm)	S/SC (mm)	V NSVD/NSCVD (mm)	Average receipt	Area
1680	705/ -	350/ -	625/ -	<20€ - 20÷40€	SUPERSTORE MINIMARKET SPECIALIZED SHOP
1880	905/705	350/550	625/625	<20€ - 20÷40€	
2080	905/905	350/550	825/625	<20€ - 20÷40€	
2280	1105/905	350/550	825/825	<20€ - 20÷40€	
2480	1305/1105	350/550	825/825	<20€ - 20÷40€	
2680	1305/1305	350/550	1025/825	<20€ - 20÷40€	
2880	1505/1305	350/550	1025/1025	<20€ - 20÷40€	HYPERSTORE SUPERSTORE MINIMARKET SPECIALIZED SHOP DISCOUNT
3080	- /1505	- /550	1025/1025	<20€ - 20÷40€ - >40€	
3280	- /1505	- /550	1225/1225	<20€ - 20÷40€ - >40€	
3480	- /1705	- /550	1225/1225	<20€ - 20÷40€ - >40€	
3680	- /1905	- /550	1225/1225	<20€ - 20÷40€ - >40€	

All models can be used in all areas





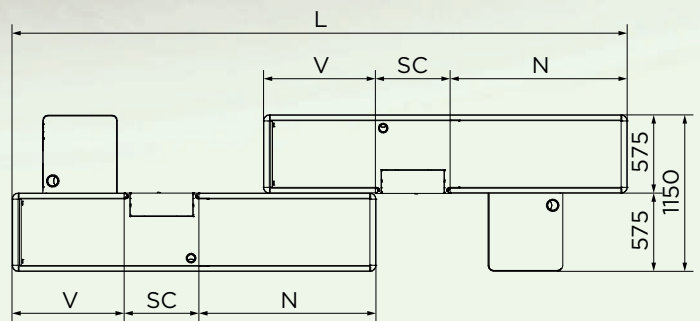

# TANDEM

## Minimum footprint absolute efficiency

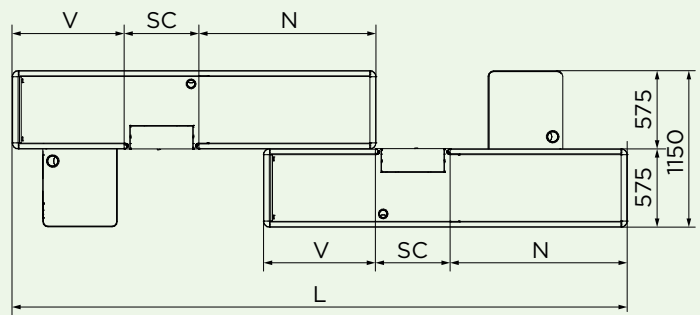
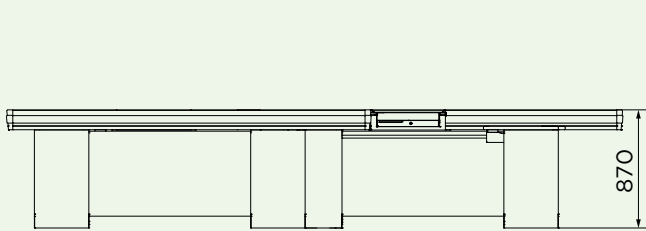
The combination in TANDEM of two R and L checkout counters with a straight bagging area, placed side by side and staggered, is an excellent solution for maintaining maximum efficiency with a reduced footprint in width. The TANDEM model is applicable to any commercial surface and type of shop.



TANDEM CERTIFICATION NO. 651



- R
- L



## Measurements

L (mm)	N (mm)	S/SC (mm)	V (mm)	Average receipt	Area
3130	705	550	625	<20€ - 20÷40€	HYPERSTORE SUPERSTORE MINIMARKET SPECIALIZED SHOP
3530	905	550	625	<20€ - 20÷40€	
3730	905	550	825	<20€ - 20÷40€	
4130	1105	550	825	<20€ - 20÷40€	
4530	1305	550	825	<20€ - 20÷40€	
4730	1305	550	1025	<20€ - 20÷40€	
5130	1505	550	1025	<20€ - 20÷40€	

All models can be used in all areas



# PHOTO GALLERY

The checkout counters of the QUADRA line with their clean, linear forms lend an elegant image to the point of sale, even in the typical barrier configuration. Visit the gallery with all our designs.





**INTRAC**<sup>®</sup>  
DESIGN & DISPLAY

Via A. Grandi, 24  
45100 Rovigo - Italy

Tel. +39 0425 363666  
amministrazione@pec.intrac.it  
**www.intrac.it**



cod. 34905004EN