



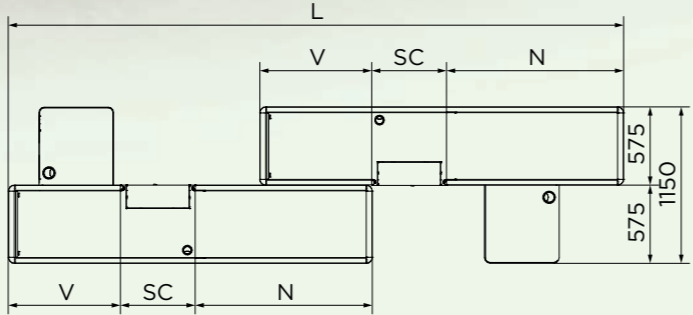

# TANDEM

## Minimum footprint absolute efficiency

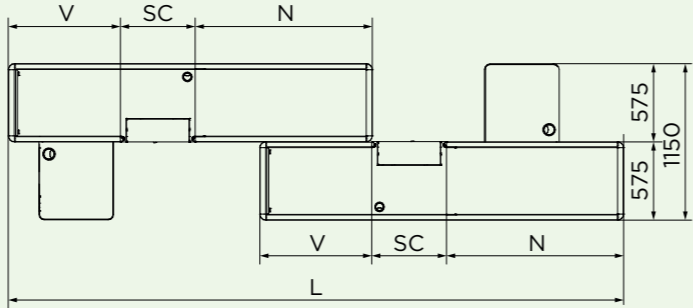
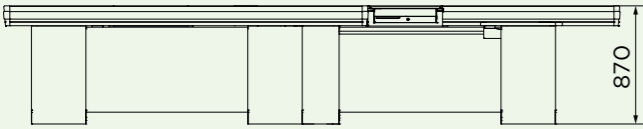
The combination in TANDEM of two R and L checkout counters with a straight bagging area, placed side by side and staggered, is an excellent solution for maintaining maximum efficiency with a reduced footprint in width. The TANDEM model is applicable to any commercial surface and type of shop.



TANDEM CERTIFICATION NO. 651



- R
- L



## Measurements

L (mm)	N (mm)	S/SC (mm)	V (mm)	Average receipt	Area
3130	705	550	625	<20€ - 20÷40€	HYPERSTORE SUPERSTORE MINIMARKET SPECIALIZED SHOP
3530	905	550	625	<20€ - 20÷40€	
3730	905	550	825	<20€ - 20÷40€	
4130	1105	550	825	<20€ - 20÷40€	
4530	1305	550	825	<20€ - 20÷40€	
4730	1305	550	1025	<20€ - 20÷40€	All models can be used in all areas
5130	1505	550	1025	<20€ - 20÷40€	